







# RJ11>RJ45 Voice Kit-2 User Standard


## Installation Guide


Plug ADSL filter into BT wall outlet to be shared 

Plug RJ11 end of RJ11 to RJ45 patch lead into filter  Into  = 


Plug double adaptor into filter 

Plug BT end of BT to RJ45 patch leads into double adaptor  = 

Plug RJ45 end of BT to RJ45 patch leads into ports to be converted to voice 

Plug RJ45>BT converters into corresponding wall outlets 

Plug RJ45 end of RJ11 to RJ45 patch lead into port to be converted to ADSL 

Plug RJ45>RJ11 converter into corresponding wall outlet 

Telephone equipment uses what is known as a REN rating, the sum of all equipment connected MUST NOT exceed 4. Check equipment being connected to obtain the REN rating

run-IT-direct assumes no responsibility for damage caused by not adhering to these instructions