


U.K. Module Installation Instruction

1



Strip approximately 30mm of the cable jacket, and separate 4 pairs.

2

Punchdown Sequences

T568A


Pin 1 White/Green
Pin 2 Green
Pin 3 White/Orange
Pin 4 Blue
Pin 5 White/Blue
Pin 6 Orange
Pin 7 White/Brown
Pin 8 Brown

T568B

Pin 1 White/orange
Pin 2 Orange
Pin 3 White/Green
Pin 4 Blue
Pin 5 White/Blue
Pin 6 Green
Pin 7 White/Brown
Pin 8 Brown


Method 1

3




Follow the wiring sticker to place the wires into IDC.

4



Punch the wire and cut off the surplus wires.


5



Tie up the cable by cable tie, and finish.


Method 2

3



Follow the wiring sticker to place the wires into IDC.

4



Punch the wire and cut off the surplus wires.

5



Tie up the cable by cable tie, and finish.